



# Leica EC3

Digital Imaging Camera  
for Basic Imaging

*Leica*  
MICROSYSTEMS

# Leica Digital Imaging Solutions for Basic Imaging

Digital imaging continues to grow and has become very prominent in microscopy applications. The Leica EC3 is an affordable high speed digital color camera that offers fast, real-time imaging of up to 15 frames per second. Compatible with all entry level Leica microscopes, this camera provides a powerful, yet easy to use system for any user or student. When combined with a Leica microscope and used in conjunction with the included LAS EZ software, it is the perfect solution for performing a variety of imaging tasks such as annotations, calibrations, and image measurements.

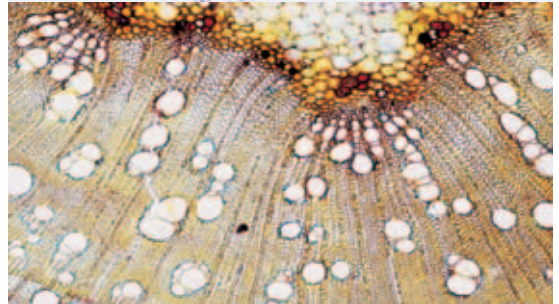
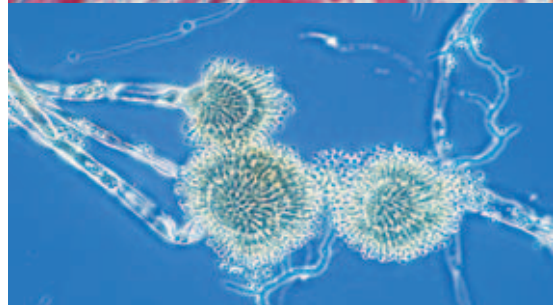
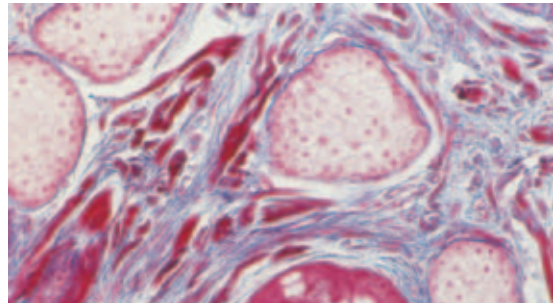
The real-time speed of the Leica EC3 camera means that training on microscopic techniques is now effortless. Live or captured images can optionally be displayed in full-screen mode on a computer monitor to ensure visibility. Furthermore, the Leica EC3's high resolution 3.1 megapixel produces excellent images which makes the camera the perfect choice for visual presentation.

## Cost Effective

Offering the best price to performance ratio, Leica has successfully defined the highest standard for basic imaging. The Leica EC3 camera can be used with a variety of Leica microscopes to carefully tailor a solution to meet individual needs and budgets.

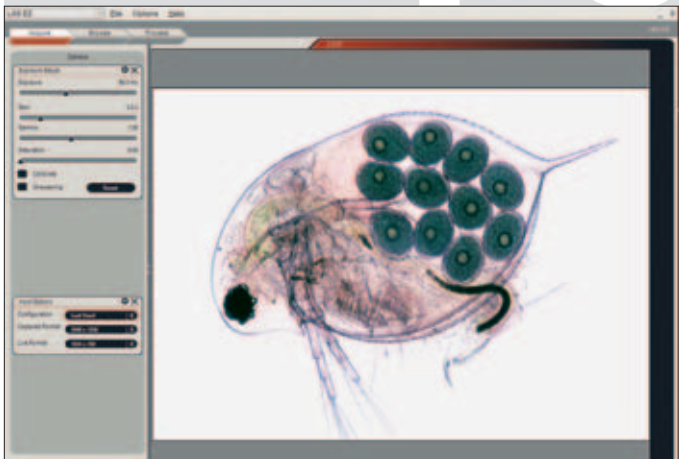
## Feature Highlights

- Capture high-resolution color images of 3.1 megapixels.
- Powerful camera controls include shading correction and optional predefined illumination settings.
- Create high quality images for use in PowerPoint™ presentations, lab reports, and course related material.
- Images can be posted on websites or intranets for easy\_sharing.
- Single camera cable connects to USB2 port.
- Archive standard and unusual specimens.
- Easy connection to all c-mount- and video adapters.
- Use with external projectors.

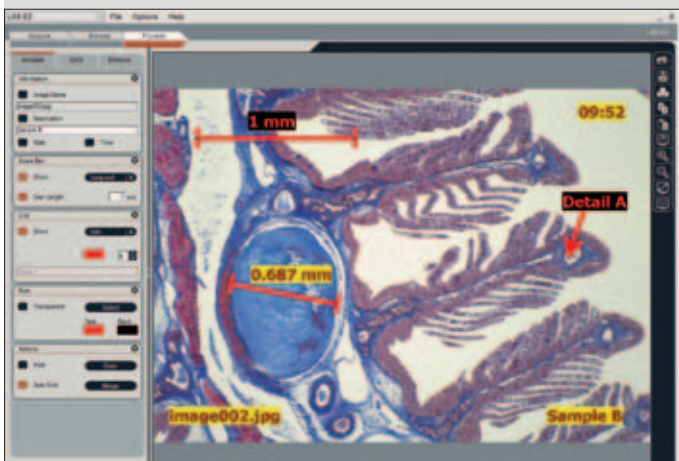


### User-friendly Software for PC

The Leica EC3 comes with LAS EZ (Leica Application Suite) software, which integrates the Leica microscope and digital camera into one common imaging system. The intuitive user interface minimizes the effort required for time consuming imaging tasks. Microscope and camera settings can be instantly selected and all configurations can be saved for later retrieval. LAS EZ also provides the means to define acquisition preferences by individually setting exposure, gain and gamma levels as well as color depth and size. The result is crisp, sharp images that can be saved and displayed as thumbnails in an integrated gallery and reviewed at any time. All image related information such as acquisition time, bit depth, and calibration is stored, which again simplifies the retrieval process at no additional cost.



Live: Easy use LAS\_EZ camera software provides a fast live video for convenient setup of camera parameters and focus distance. The smart Leica workflow bar always indicates where you are in the documentation process.



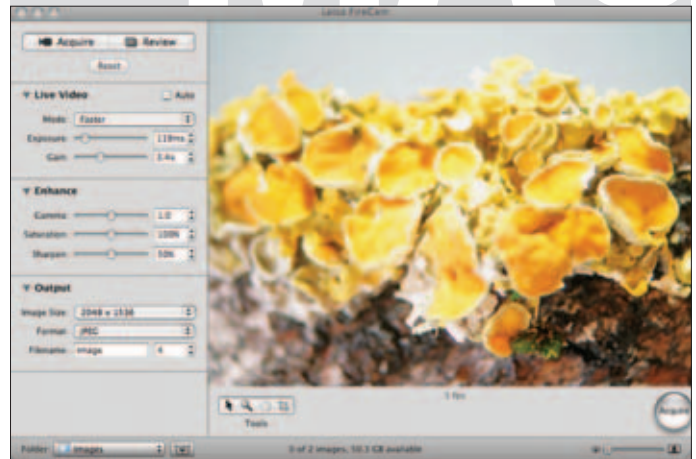
Process: After image capture you can easily add annotations and basic measurements to the images. A gallery of images stores all the calibration and camera data for fast reference.

### Leica FireCam Software for MAC

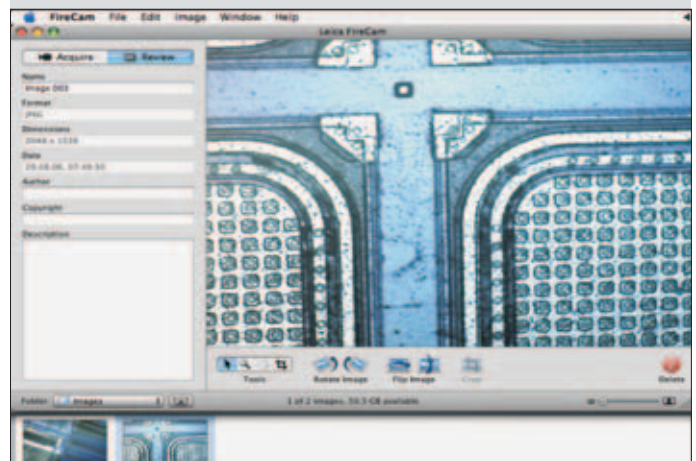
The Leica EC3 camera also comes with free Leica FireCam software to make on-screen digital recording on MAC computers - quick and easy. In the same manner as LAS EZ, Leica FireCam includes numerous intuitive image capture and editing functions to ensure that high quality images are immediately available for viewing and processing.

### Presentations and Reports

All captured images can be refined and enhanced for use in presentations. For instance, the brightness and saturation levels as well as contrast and gamma can be adapted to suit your requirements, and basic annotations can be included such as text data, scale bars, and lines.



The FireCam application for Mac computers allows you to work seamlessly with all the other Mac software and with the same ease of use. By the touch of a few buttons or sliders you can quickly set up the best capture parameter for your images.



An integrated gallery shows the captured images to which you can then add comments or do basic image processing. You can easily use all the images in iPhoto or other Mac applications for viewing or documentation.

## Technical Data: Leica EC3

<b>Digital Camera</b>	<b>Leica EC3</b>	
Case/ Size	Metal / 112mm × 74mm × 69mm (L × W × H)	
Weight	250g (camera only)	
Exposure time	2msec – 2 sec	
Live picture	Color, on computer monitor up to 15 fps (1024×768 Pixel)	
Number of pixels	2048 × 1536, 3.1 Mpixel	
Scan Area	6.55mm × 4.92mm	
Pixel size	3.2µm × 3.2µm	
<b>Sensor</b>		
CCD sensor	1/2" CMOS	
Gain	1× – 20×	
Colour depth	24-bit	
Data format	JPEG / TIFF/ BMP	
<b>Software</b>		
Operating systems	Windows™ 2000, XP, Macintosh™ OSX	
Leica software	Leica FireCam (Mac), LAS EZ software (PC)	
<b>Interfaces</b>		
Compatibility	USB 2 for Windows™ and Macintosh™ systems	
<b>Other</b>		
Power supply	Via USB2	
Operating temperature	Range +5°C – 50°C	Humidity 10 – 90%
<b>Computer</b>	<b>PC</b>	<b>MAC</b>
Recommended computer configuration	Pentium 4, 2 GHz, 1GB RAM 24 bit graphics, 1024 × 768, CD-ROM drive, USB2	G4 or G5, Intel Duo, 512MB RAM CD-ROM drive

## Equipment components

### Order numbers

12 730 079 Leica EC3 digital camera


### Recommended c-mount adapters:

13 596 065 0.5×, c-mount for DME-microscope  
 13 496 065 0.5×, c-mount for CME-microscope  
 10 445 929 0.5×, c-mount for stereo microscopes  
 11 541 544 0.55×, c-mount (HC) for compound  
 microscopes

Leica DME microscope and a Leica EC3  
 Digital camera with monitor showing  
 LAS EZ software



Winner 2005



Innovationspreis  
 der deutschen Wirtschaft  
 The World's First Innovation Award

[www.leica-microsystems.com/EC3](http://www.leica-microsystems.com/EC3)

**Leica**  
 MICROSYSTEMS