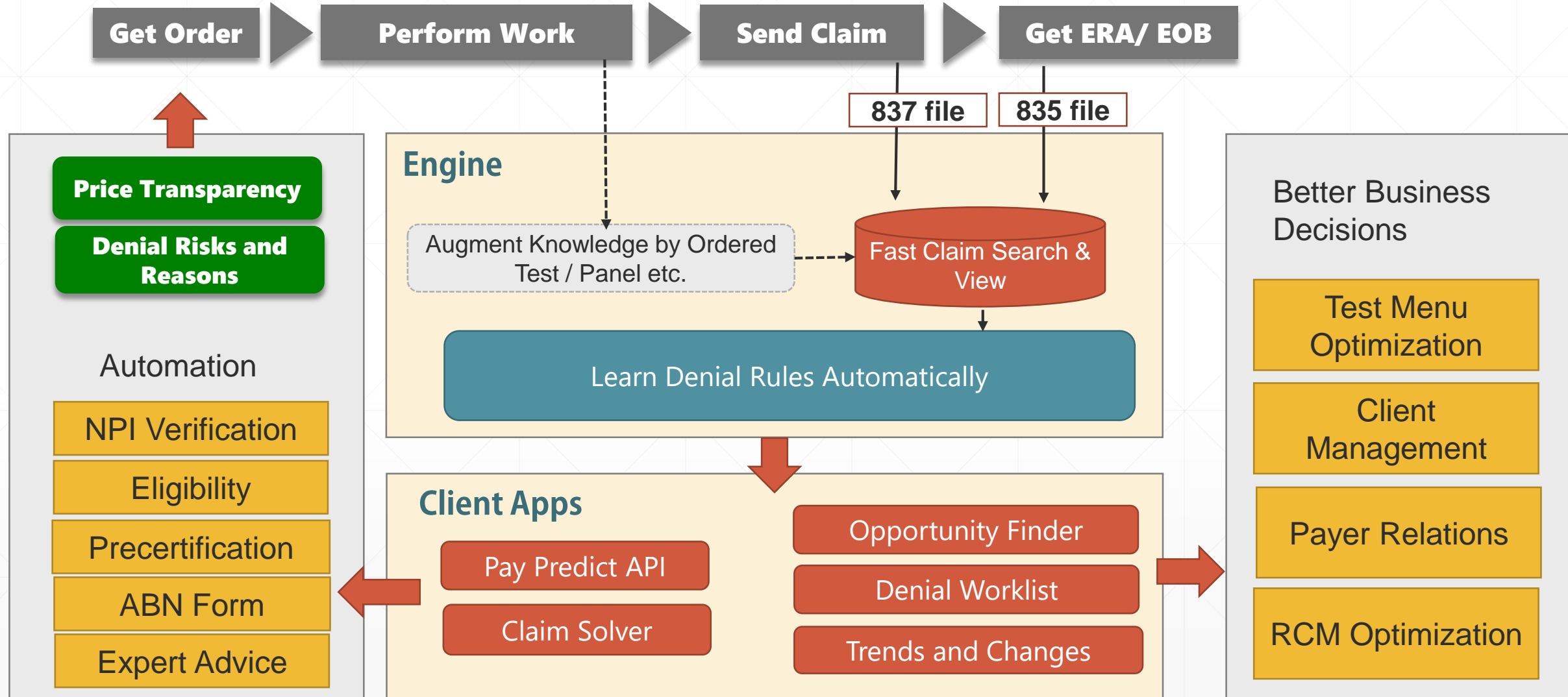


Pay Predict AI™

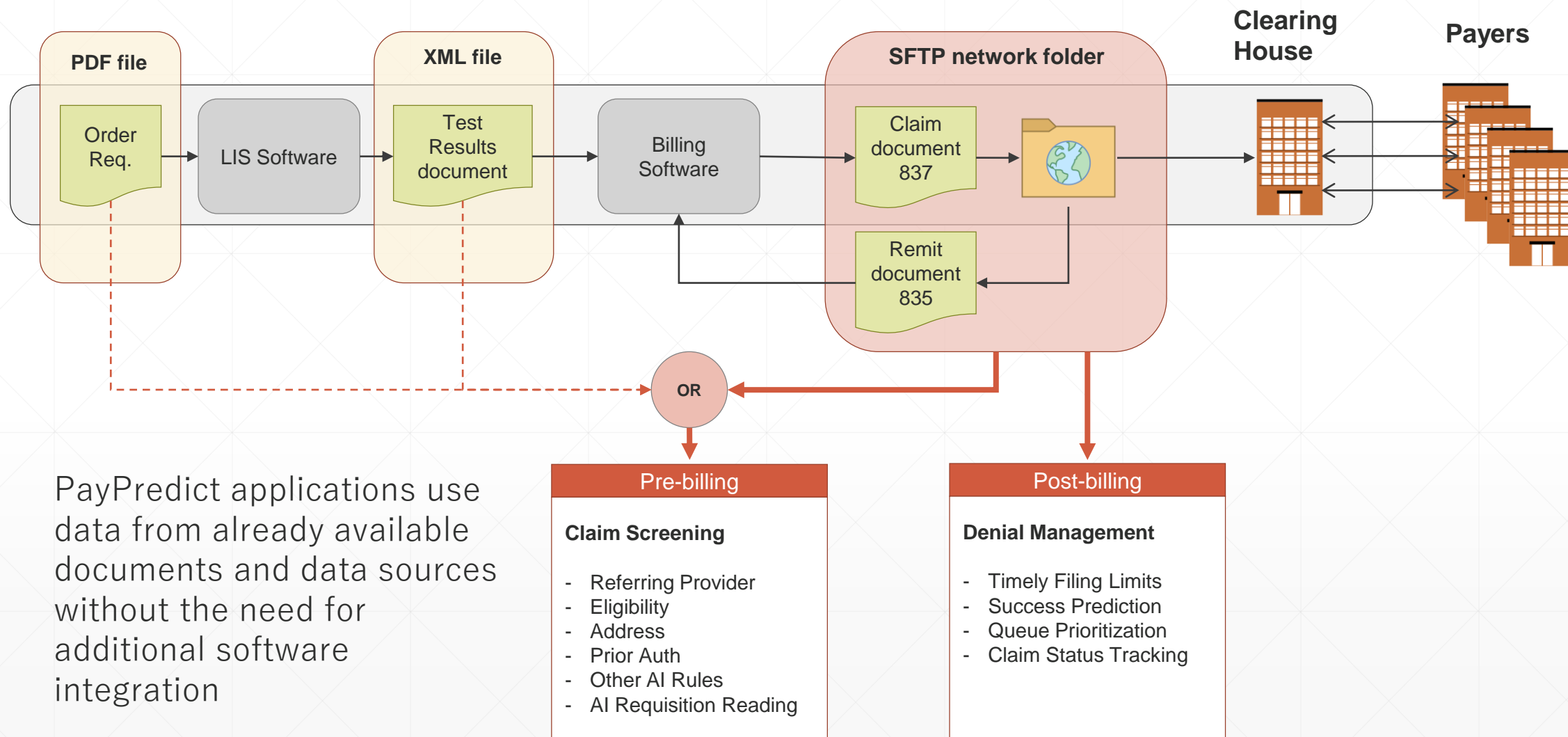
For Medical Service Providers

Predictive Analytics and Computer Intelligence for better payment collections

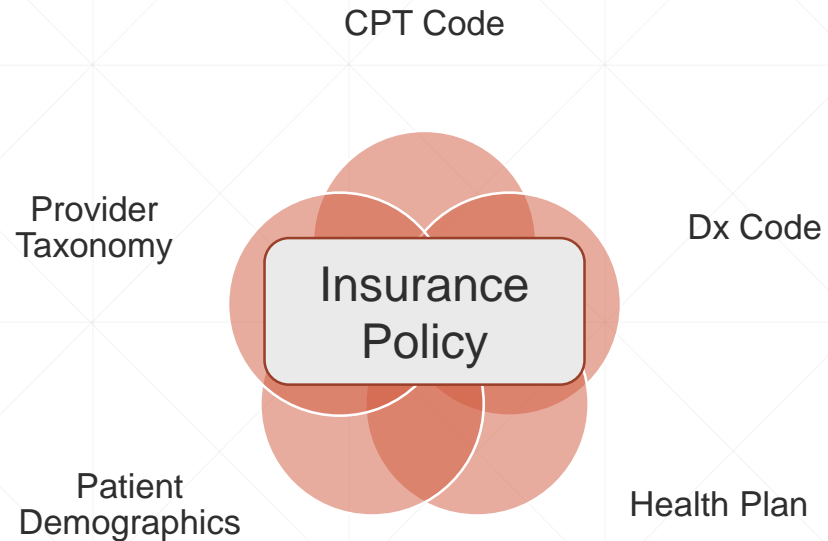
PayPredict Solution Overview



Working with existing software



Keeping up with the Rules



- Over 1000 payers across the country, each with different plans and policies
- 16 Common Payment Plans
- 8000+ Dx Codes
- Over 800 CPT codes relevant to diagnostic lab business

Over 12,000,000 payment rules!

Unlike other medical providers, diagnostic lab is low price, high volume business with \$20 average economic value of a test. The usual “high-touch” billing and collection process of other medical service providers is not cost effective for diagnostic lab.

Solution:

PayPredict learning engine learns all the rules automatically and updates knowledge every week

Keeping up with the Rules Opportunity Finder App

Opportunity Finder (Demo Data) Explorer Recommendations

Powered by PayPredict Engine

Select Dimension:
CPT Code

← Back → View Details

Reset

Trend: Number of CPT Codes

Trend: CPT Pay Ratio

Download Data

Instructions
To Navigate:

- Select first dimension
- Click "View Details" button
- Select item from the table
- Choose Next dimension
- Click "View Details" button

Denial Reason: ()

| Adj Reason | Description | Num CPT Codes | Num Proc | Allowed | Ins Pay | Deductable | Avg Other PR | Pay Ratio | Avg Cpt Val | Opportunity |
|------------|---|---------------|----------|---------|---------|------------|--------------|-----------|-------------|----------------|
| All | All | All | All | All | All | All | All | All | All | All |
| 96 | Non-covered charge(s) | 99391 | 95130 | | | | | | | \$2,994,651.00 |
| 4 | The procedure code is inconsistent with the modifier used or a required modifier is missing | 81848 | 81820 | | | | | | | \$2,466,080.00 |
| 11 | The diagnosis is inconsistent with the procedure | 56464 | 47819 | | | | | | | \$1,701,260.00 |
| 8 | The procedure code is inconsistent with the provider type/specialty (taxonomy) | 31850 | 27991 | | | | | | | \$959,640.00 |
| 16 | Claim/service lacks information or has submission/billing error(s) which is needed for adjudication | 31198 | 29849 | | | | | | | \$939,996.00 |
| 242 | Services not provided by network/primary care providers | 28524 | 26289 | | | | | | | \$859,428.00 |
| 29 | The time limit for filing has expired | 27559 | 21845 | | | | | | | \$830,353.00 |
| 50 | These are non-covered services because this is not deemed a 'medical necessity' by the payer | 21503 | 19172 | | | | | | | \$647,885.00 |
| 197 | Precertification/authorization/notification absent | 20875 | 19350 | | | | | | | \$628,964.00 |
| 204 | This service/equipment/drug is not covered under the patient current benefit plan | 18706 | 17525 | | | | | | | \$563,612.00 |
| 109 | Claim/service not covered by this payer/contractor | 14514 | 14046 | | | | | | | \$437,307.00 |
| 252 | An attachment/other documentation is required to adjudicate this claim/service | 13666 | 13383 | | | | | | | \$411,757.00 |
| 119 | Benefit maximum for this time period or occurrence has been reached | 12986 | 12630 | | | | | | | \$391,268.00 |
| 181 | Procedure code was invalid on the date of service | 12687 | 10426 | | | | | | | \$382,259.00 |
| 31 | Patient cannot be identified as our insured | 11704 | 11682 | | | | | | | \$352,642.00 |

Showing 1 to 15 of 134 entries

Previous 1 2 3 4 5 ... 9 Next

Denial follow up prioritization

Denial Worklist

Denial Worklist

Number of days before TFL:

1d

15d

90d

Showing 1 to 10 of 55 entries

| Denial | Payer | Number Claims | Estimated Value | Success |
|---|-------------------------------------|---------------|-----------------|---------|
| All | All | All | All | All |
| Claim/service lacks information or has submission/billing error(s) which is needed for adjudication. Missing/incomplete/invalid ordering provider name. | Novitas Solutions Inc | 8 | \$643.28 | 100% |
| Claim/service lacks information or has submission/billing error(s) which is needed for adjudication. The original claim has been processed, submit a corrected claim. | Wellmed Networks Inc | 1 | \$128.54 | 100% |
| Claim/service lacks information or has submission/billing error(s) which is needed for adjudication. Missing/incomplete/invalid referring provider primary identifier. | Texas Medicaid/healthcare Services | 1 | \$39.81 | 100% |
| An attachment/other documentation is required to adjudicate this claim/service. The number of Days or Units of Service exceeds our acceptable maximum. | United Healthcare Insurance Company | 1 | \$1,956.30 | 90% |
| An attachment/other documentation is required to adjudicate this claim/service. Missing patient medical record for this service. | Bluecross Blueshield Of Texas | 4 | \$1,721.91 | 90% |
| Claim/service lacks information or has submission/billing error(s) which is needed for adjudication. Missing/incomplete/invalid patient identifier. | Novitas Solutions Inc | 9 | \$1,019.50 | 90% |
| Claim/service lacks information or has submission/billing error(s) which is needed for adjudication. Missing/incomplete/invalid entitlement number or name shown on the claim. | Novitas Solutions Inc | 9 | \$895.98 | 90% |
| Claim/service lacks information or has submission/billing error(s) which is needed for adjudication. Your claim contains incomplete and/or invalid information, and no appeal rights are afforded because the claim is unprocessable. | Palmetto Gba - Railroad Medicare | 1 | \$140.08 | 90% |
| Claim/service lacks information or has submission/billing error(s) which is needed for adjudication. Missing/incomplete/invalid prior Insurance Carrier(s) EOB. | Bluecross Blueshield Of Texas | 2 | \$106.94 | 90% |
| An attachment/other documentation is required to adjudicate this claim/service. Secondary payment cannot be considered without the identity of or payment information from the primary payer. | Texas Medicaid/healthcare Services | 1 | \$52.44 | 90% |

Show 10 entries

Previous

1

2

3

4

5

6

Next

Remit List

| Claim | Estimated Value | Adj Date | Deadline |
|-------------|-----------------|------------|------------|
| All | All | All | All |
| 52962C58067 | \$70.00 | 2018-05-23 | 2018-09-20 |
| 53042C57979 | \$70.00 | 2018-05-23 | 2018-09-20 |
| 53043C57969 | \$70.00 | 2018-05-23 | 2018-09-20 |
| 51731C58983 | \$70.00 | 2018-05-24 | 2018-09-21 |
| 52136C58945 | \$70.00 | 2018-05-24 | 2018-09-21 |
| 45535C60573 | \$41.59 | 2018-05-30 | 2018-09-27 |
| 55918C61954 | \$140.10 | 2018-06-02 | 2018-09-30 |
| 54906C61968 | \$111.59 | 2018-06-02 | 2018-09-30 |

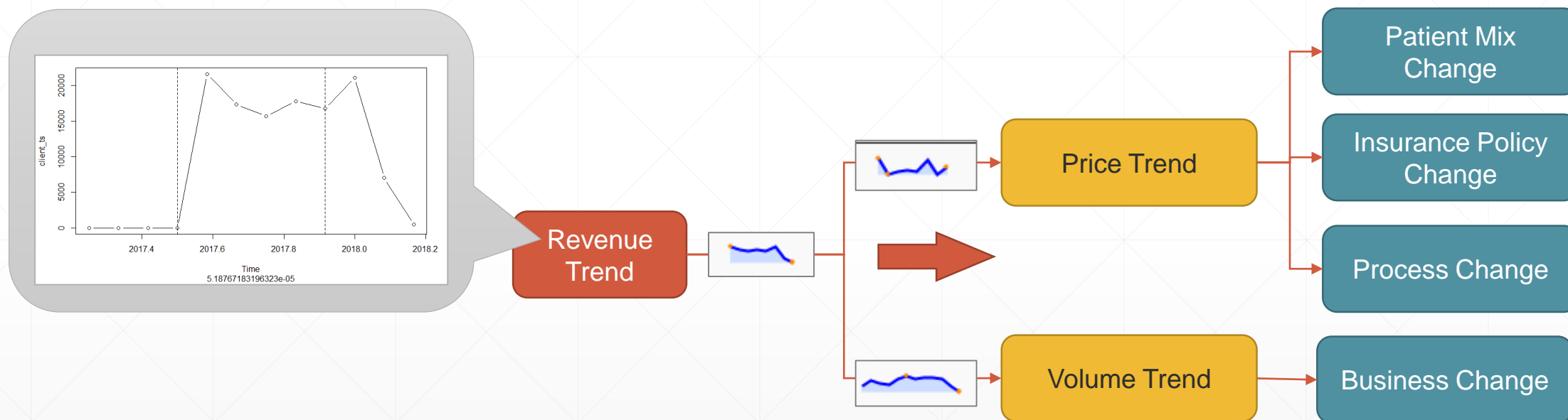
Download List

2018-09-17

Early Trend Spotting

- Claim Adjudication can take a month or more
- Client test volumes deviate month to month
- Business is cyclical (dips on holidays)

It may take many months to notice revenue trend change for specific client



Solution:

PayPredict detects trends and change points early, and helps isolate and analyze the reasons for change

Early Trend Spotting Trends and Changes App

Top 40 Recent Client Trend Changes

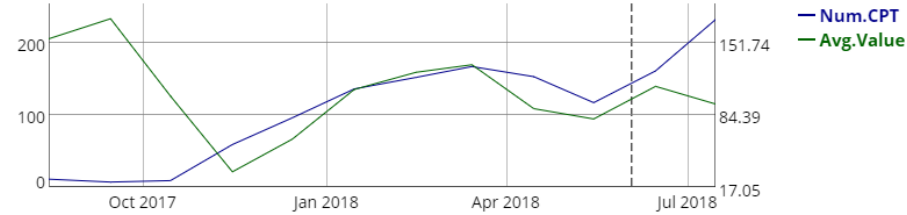
Search:

| ID | Physician Name | Volume Trend | Value Trend | Change Type | Change Point | Monthly Impact |
|------------|--------------------|--------------|-------------|-------------|--------------|----------------|
| 1285993535 | Kellie Reed | | | Drop | Mar 2018 | -\$4,365 |
| 1407173230 | Ryan Pham | | | Gain | Jun 2018 | \$4,309 |
| 1447406400 | Lauren Campbell | | | Gain | Jul 2018 | \$4,293 |
| 1174663835 | Adam Mamelak | | | Gain | Jul 2018 | \$4,027 |
| 1396060794 | Angie Koriakos | | | Gain | Apr 2018 | \$3,972 |
| 1154587830 | Seema Daulat | | | Gain | Jul 2018 | \$3,858 |
| 1164703393 | Celia Vavilavik | | | Gain | Jul 2018 | \$3,770 |
| 1780681171 | Leigh Eubanks | | | Gain | Jul 2018 | \$3,747 |
| 1619172202 | Vicki Carr | | | Gain | Jul 2018 | \$3,657 |
| 1760454060 | Stephen Miller | | | Gain | Jul 2018 | \$3,582 |
| 1376767319 | Katherine Cecil | | | Gain | Jan 2018 | \$3,411 |
| 1417158833 | Kien Tran | | | Gain | Jul 2018 | \$3,293 |
| 1386696904 | Alpesh Desai | | | Gain | Jun 2018 | \$3,241 |
| 1801039722 | Kelly Conner | | | Gain | Jun 2018 | \$3,139 |
| 1780846667 | Roya Ghorsriz | | | Gain | Jun 2018 | \$3,059 |
| 1366703118 | Mui Lee | | | Gain | Jul 2018 | \$2,957 |
| 1437592151 | Theresa Vo | | | Gain | Jun 2018 | \$2,947 |
| 1477544211 | Beverly Held | | | Gain | Jul 2018 | \$2,945 |
| 1205827532 | Jean-Denis Boucher | | | Gain | Jul 2018 | \$2,941 |
| 1982863510 | Iulie Jackson | | | Drop | Jul 2018 | -\$2,931 |

Details for: 1407173230 - Ryan Pham

☒ CPT Codes ☐ Denial Reasons ☐ Insurance Payers

CPT Volume and Value Trend



CPT Payment Details

Search:

| CPT | Description | Num CPT | Num Proc | Num Paid | Pay Rate | Avg CPT Val | Volume Trend | Value Trend |
|-------|-----------------------------|---------|----------|----------|----------|-------------|--------------|-------------|
| 88305 | Tissue exam by pathologist | 924 | 430 | 393 | 91.4% | \$103.91 | | |
| 88342 | Immunohisto antibody slide | 168 | 74 | 64 | 86.5% | \$108.50 | | |
| 88304 | Tissue exam by pathologist | 114 | 53 | 50 | 94.3% | \$59.52 | | |
| 88312 | Special stains group 1 | 25 | 11 | 9 | 81.8% | \$141.41 | | |
| 88341 | Immunohisto antb addl slide | 23 | 9 | 7 | 77.8% | \$132.19 | | |
| 88344 | Immunohisto antibody slide | 23 | 8 | 8 | 100.0% | \$230.33 | | |
| G9428 | Rpt PT cat and pT1 | 10 | 5 | 0 | 0.0% | \$0.00 | | |
| 88313 | Special stains group 2 | 4 | 2 | 1 | 50.0% | \$31.71 | | |
| 88311 | Decalcify tissue | 3 | 2 | 1 | 50.0% | \$10.06 | | |
| 88364 | Insitu hybridization (fish) | 3 | 1 | 1 | 100.0% | \$91.37 | | |

Showing 1 to 10 of 11 entries

Previous 1 2 Next

Proactive Denial Management Claim Solver App

Worklist

☒ Show only fixed items

Archive All

History

Subscribe

| Date | Accession | Claim | NPI | Eligibility | Address | Expert |
|------|-------------|------------|-----|-------------|---------|--------|
| | SD17-071486 | SD7G052083 | ✓ | ⚠ | ✓ | ⚠ |
| | SD17-072640 | SD7G052585 | ✓ | ⚠ | ❗ | ⚠ |
| | SD17-072664 | SD7G052587 | ⚠ | ✓ | ⚠ | ❗ |

Issues:

Accession

SD17-071486

Claim ID

SD7G052083

Physician NPI

| Status | NPI | First Name | Last Name |
|--------|------------|--------------|-------------|
| PASS | 1962524371 | AnyFirstName | AnyLastName |

Edit

Patient Eligibility

| Status | Insurance |
|--------|---|
| Failed | 12345 MEDICARE B-TX: NOVITAS SOLUTIONS |

Edit

Patient Address

| Status | Address 1 | Address 2 | ZIP | City | State |
|--------|-------------|-----------|-------|----------|-------|
| PASS | Any Address | | 77406 | RICHMOND | TX |

Edit

Expert Advice

Lorem ipsum dolor sit amet, consetetur sadipscing elitr, sed diam nonumy eirmod tempor invidunt ut labore et dolore magna aliquyam erat, sed diam voluptua. At vero eos et accusam et justo duo dolores et ea rebum. Stet clita kasd gubergren, no sea takimata sanctus est Lorem ipsum dolor sit amet.

Some problems are solved automatically by calling third-party API

API ⚙️ 💰

Claim Assistant API provides human expert advise , collected from the industry experts and codified into rulesets

API ⚙️ 💰

Worklist of predicted denials

Automated validation points

Claim Assistant

Standard Application Set

Demo

Opportunity Finder

Quickly explore denials and find revenue improvement opportunities

Drill-down Dimensions

Denial Reason Cpt Code Payer
Dx Code And more

Measures

Payment / Denial Ratio CPT Value
Improvement Opportunity

Download selected view as .csv file

Open Application

Denial Worklist

Prioritize payment denial worklist to get maximum return on effort and stay within timely filing limits.

Key Features

Timely Filing Limits Success Rate
Estimate Claim Value

Productivity

Instant claim View Sort and filter
Download list

Open Application

Trends and Changes

Explore revenue trends, predict future revenues and detect trend changes for client accounts

Intelligent Revenue Dashboard

Billed Work Unbilled Work No EOB
Denials

Top 40 Trend Changes List

Client Volume Trend Value Trend
Change Point Revenue Impact

Open Application

Claims with No Response

View claims without payer response

Filters

Submission Date Payer Name Match

Open Application

Key Performance Indicators

KPI Dashboard. Analytics reports with Google Data Studio

Reports

Billing Lag Denials by Category

Open Application

Payment Predictions

Predict probability of payment and denial reasons for service at the time of order

Results

Expected Pay Denial Risk
Denial Reason

Open Application

"Out of the Box" Apps and Services

Standard apps covered by subscription

- Denial Analysis Data App
- Trend Analysis Data App
- No EOB claims
- Pay Predict API / Web Interface
- Claim Navigator
- KPI Dashboards (Google Data Studio)
- "Data Sharing Club" peer comparison



Custom Options

Require integration / development / consulting work

- Claim Solver
- Aggregation by Test / Panel
- Aggregation by Client
- Workflow Integration
- Automatic Precertification (Prior Auth)

