

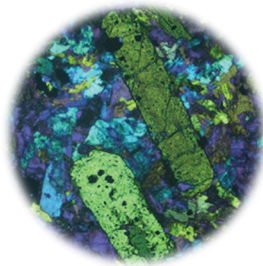


Versamet 4 Microscope Series

INVERTED METALLURGICAL MICROSCOPE



- Stable and comfortable operation
- Outstanding image resolution and clarity
- Brightfield or brightfield/darkfield models available
- Standard polarized light observation, DIC also available



Features

- Ergonomic head and low-position focus knobs and stage handle provides comfortable operation and reduced fatigue
- Smart ECO system saves energy by automatically turning the light off when microscope is not in use
- Supports a variety of observation methods including brightfield, darkfield, polarized light, DIC
- Versatile and configurable microscope is widely applied in metallurgy, smelt, heat treatment, raw material inspection, material processing, food safety evaluation, medical/clinical testing and geological testing



Shown above with optional
Excelis HD camera

SPECIFICATIONS

Optical System	Infinity color corrected optical system
Viewing Head	Trinocular head, 45° inclined, interpupillary distance adjustment: 50-75mm, Viewing split = 100% binocular or 100% trinocular
Eyepieces	WF 10x/22mm focusing eyepieces with roll-down eyeguards, accepts reticle <i>Optional: WF 15x/16mm focusing eyepieces, accepts reticle; WF 20x/12mm focusing eyepieces</i>
Objectives	BF: Infinity M LWD Plan Achromat 5x, 10x, 20x, and semi-apo 50x metallurgical objectives BF/DF: Infinity M LWD BF/DF Plan Achromat 5x, 10x, 20x, and semi-apo 50x metallurgical objectives
Nosepiece	BF: Encoded quintuple nosepiece with DIC slot BF/DF: Encoded brightfield and darkfield quintuple nosepiece with DIC slot
Frame	Reflected, inverted metallurgical frame; coaxial fine and coarse focusing system Coarse range: 9mm (6.5mm up and 2.5 down), Fine precision: 0.002mm; BF/DF slider Polarizer, and 360° rotating analyzer
Illumination	12 volt/100 watt halogen illuminator with variable intensity and light indicator; external transformer: 100v - 240v input, 12v5A output; ECO infrared induction sensor; Adjustable and centerable field iris diaphragm and aperture diaphragm; ø32mm LBD, yellow and green filters
Stage	240 x 250mm integrated three-layer mechanical stage; movement range: 50 x 50mm; X-Y Vernier scales; low-position right-handed stage controls; ø12mm and ø25mm teardrop stage plate inserts, crescent-shaped stage plate insert to allow for rotation of high magnification objectives;
Camera Adapter (Optional)	Accepts 0.35x/0.5x/0.65x/1.0x C-mount adapters (not included)
Optional Accessories	DIC slider Filters: ø32mm blue, and frosted <i>Excelis™ and Lumenera® cameras with measurement and materials software</i> C-mount adapters: 0.35x, 0.50x, 0.65x, and 1.0x with focus adjustments Reticles: crossline, grid, Austenite grain size and custom patterns are available Stage micrometers, Metric (mm) and English (inches) with NIST traceability are available

ISO 9001

Design and production
adheres to ISO9001
international quality standard.

ISO 14001

Design and production meets the
requirements of international standard
ISO 14001 for environmental management.

